

## **NORDICLINE SV5**

---

*Semi-vertical multideck*



Superior mid-floor merchandising.

---

A floor space-efficient  
mid-floor merchandiser.



# Reliable high performer

The NordicLine SV5 is a new space-efficient semi-vertical multideck delivering a number of customer benefits. Designed on the same platform as the Epta MD5 and MD7 multidecks, the NordicLine SV5 delivers more product volume for the same footprint compared to previous semi-verticals. Unified product design enables high visual impact throughout the store.

The low height of the semi-vertical cabinets provides great visibility over the store making shopping convenient for consumers. The geometry of the SV5 upper shelf provides more room for products to be displayed. Epta's evaporator design delivers high performance even in the toughest conditions. These are just some of the benefits that make NordicLine SV5 the ideal solution for mid-floor merchandising.

## Space-efficient Epta design

The NordicLine SV5 has a space-efficient bottom evaporator design resulting in optimal volume in relation to floor space. The cabinet range has 89 cm and 99 cm depth variants, making it a perfect match even for smaller store formats. When more volume is needed, the 99 cm model provides it in a compact foot-print.

## An energy efficient high performer

The NordicLine SV5 utilises Epta's evaporator design which is familiar from the MD5 cabinet. Preventing icing and securing high performance even in the toughest conditions are robust features of the MD5. The open version of the cabinet is classified as 3M1 and the door version as 3M0 combining maximum temperature performance with energy efficiency. Naturally, both the door and open versions of the cabinet have Epta's unique patented Encore air curtain technology as standard saving energy for the benefit of the economy and environment.

## Excellent product visibility and convenient shopping

The NordicLine SV5 has a new design providing shoppers with an optimised view of the groceries. It is available in two heights, 145 and 165 cm. Single and double glass doors are available as an option, ensuring a convenient shopping experience for consumers.



## Easier drainage and refrigeration piping installation


The NordicLine SV5 has been designed with ease of installation in mind. Piping pre-installed in the factory makes on-site installation fast and agile, and installation time is significantly shorter. The drainage connection has been cleverly located at the front of the cabinet for easy installation and access.




## CHOOSE THE NORDICLINE SV5 FOR

- Great mid-floor product presentation
- Flexibility for different store formats with 890 cm and 990 cm cabinet depths
- Space-efficient bottom evaporator design
- High-performance open and door cabinet
- Easier drainage and refrigeration piping installation

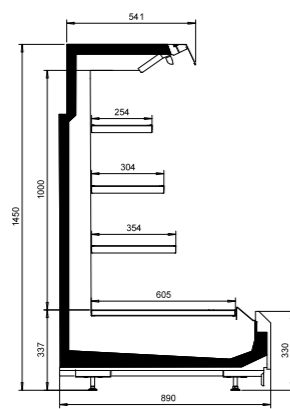
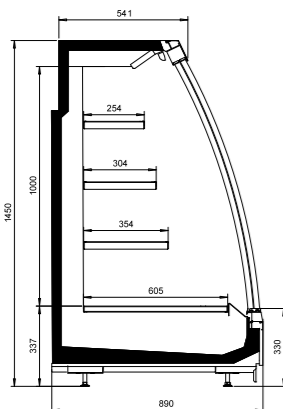


## TECHNICAL SPECIFICATIONS

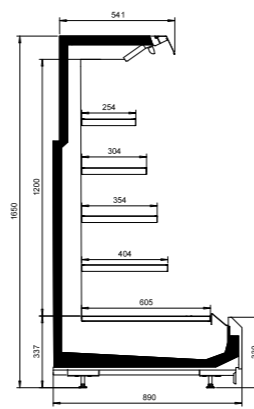
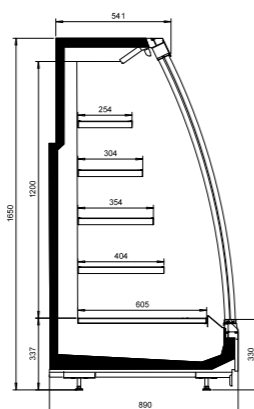


NordicLine SV5	
External length (mm)	1875, 2500, 3750, end cabinets 1780, 1980
External height (mm)	1450, 1650
External depth (mm)	890, 990
Temperature range (°C)	-1 to +1, 0 to +2 and +2 to +4
Refrigerants	R744 (CO <sub>2</sub> ), brine
Energy efficiency class	doors  open  

NordicLine SV5 30-89-145

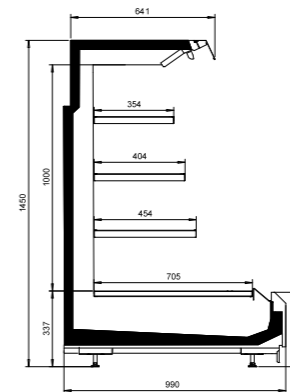
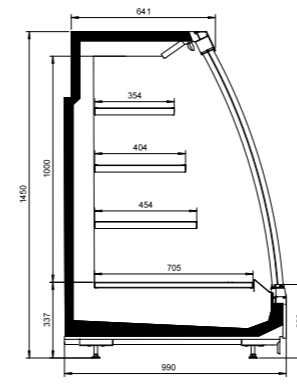


NordicLine SV5 30-89-165

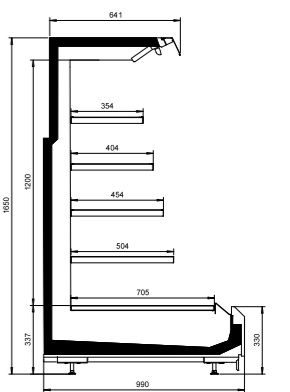
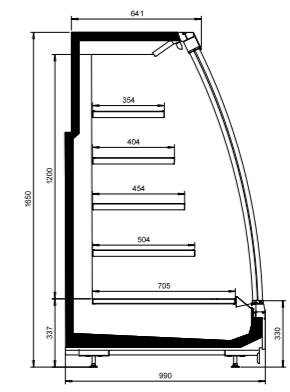


## ACCESSORIES

NordicLine SV5 30-99-145




NordicLine SV5 30-99-165




### STANDARD EQUIPMENT

- Energy saving fans
- Performance with doors 3M0 at -4°C evap T and with open cabinet 3M1 at -6°C evap T
- Defrost heater
- Controllers: Carel, Danfoss, Dixell, Eckelmann, Wurm
- Sliding double glass doors
- Sliding single glass doors
- 25 mm spacing for shelf brackets
- LED lights (2700K/4000K/reddish) for shelves and canopy
- Load bearing capacity with shelves 160kg/m<sup>2</sup> and with base 400kg/m<sup>2</sup>
- Epta PipeMOST (minimum on-site installation) for CO<sub>2</sub> available

### OPTIONAL ACCESSORIES



Grid divider for bottom shelf



Acrylic divider for shelf




Front riser for shelf


- Thermometer
- Shelf with consoles 300, 350, 400, 450 and 500 mm
- Sliding double glass door with transparent spacer
- Sliding double glass transparent door with anti-reflect coating
- Glass and mirror end wall options in line cabinets

- Glass end wall an option for crown-end cabinets
- Partition end panel
- Manual night curtain for open cabinet
- Customisable with wide variety of color options for exterior/interior/accessories
- Dividers, pricelist holders, price

- lists, ticket strips, acrylic front stoppers, metallic front grids, vegetable plate for bottom, bumper trims (stainless steel), corner covers, temperature displays, controller displays

## NORDICLINE SV5 PANORAMA ISLAND



NordicLine SV5 Panorama	
External length (mm)	4500, 5750, 7000, 8250, 9500
External height (mm)	1650
External depth (mm)	2110
Temperature range (°C)	0 to +2 and +2 to +4
Refrigerants	R744 (CO2)
Energy efficiency class	doors 

### CHOOSE THE NORDICLINE SV5 PANORAMA ISLAND FOR

- Total transparency with optional 360° view crown-ends
- Excellent view of products with maximized product capacity

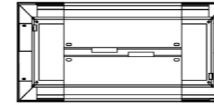
### 360° view with Panorama island cabinet

SV5 panorama island offers a superior visibility for showcasing premium products. The new addition of the SV5 series has 4 rows of shelves, which have improved product display abilities. The cabinet maximises its sales potential in a sustainable way as it showcases the products from all angles from top to bottom. The cabinet comes only with single glass doors. SV5 Panorama ensures a pleasant experience for both the customer and to the store employees.

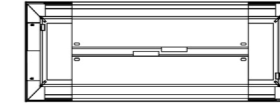


## TECHNICAL SPECIFICATIONS / ACCESSORIES

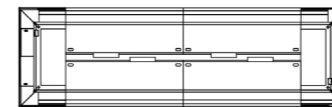
### NordicLine SV5 Panorama CE-250-CE



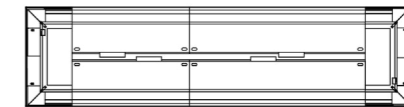
### NordicLine SV5 Panorama CE-375-CE



### NordicLine SV5 Panorama CE-250-250-CE



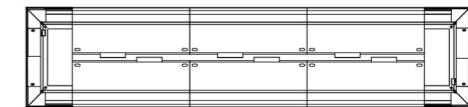
### NordicLine SV5 Panorama CE-250-375-CE



### NordicLine SV5 Panorama CE-375-375-CE



### NordicLine SV5 Panorama CE-250-250-250-CE



### STANDARD EQUIPMENT

- 4 rows of shelving (no tilting possible), shelves - 350 / 400 / 450 / 500 mm
- Acrylic front stopper - 60 mm
- Price ticket rail - CMP Slimline (black)
- LED lights (3000K or 4000K)
- Single glass doors (black frames)
- 700mm bottom shelf depth

## BENEFITS

New roof design for larger display area

High product visibility with single doors



One more shelf row, more space for products

Integrated piping for easy installation

New bottom part insulation for minimal condensation and improved energy efficiency

The NordicLine SV5 is a new space-efficient semi-vertical multideck delivering a number of customer benefits from high visibility to easy installation and reliable performance.





[www.costan.com](http://www.costan.com)

Follow us on:     by Epta